

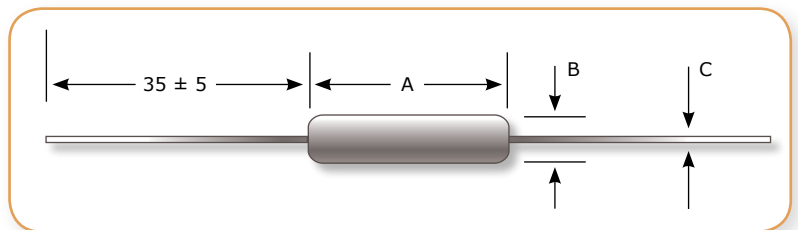


Precision High Voltage Dividers, Various Voltage Ratio, High Frequency; Economic Price

3RLab offers HD and UD series to meet special purpose of requirements High Voltage High Frequency Functional Precision divider set at reasonable price. Application, ultra precision high voltage probes, multi channel input impedance, various kinds of precision voltage - dividing equipments.



DIMENSIONS [mm]



Model Nr.	Wattage	Max. Continuous Oper. Volt[kV]	Resistance [ohm] R1 + R2	Voltage Ratio	R1 of dimension [mm]			R1, R2 tap type
					A	B	C	
HD10	2	10	10M~10G	1:100 ~ 1: 20000	39	8	1.0	available
HD15	3.5	15	10M~10G	1:100 ~ 1: 20000	52	8	1.0	available
HD22	5	22	10M~10G	1:100 ~ 1: 20000	76	8	1.0	available
HD32	7.5	32	10M~10G	1:100 ~ 1: 20000	102	9	1.0	available
HD48	10	48	10M~10G	1:100 ~ 1: 20000	152	9	1.0	available

* Custom design & Voltage Ratio, Ohmic Value available upon request

* Described Electrical specification for total R-value of 50Megohm to 1Gigohm only

1) HD series: independable R1 + R2, they are 1.0 dia axial leads wire standard, 5 dia x 15 Long, or 7 dia x 24 Long, or custom dimension available

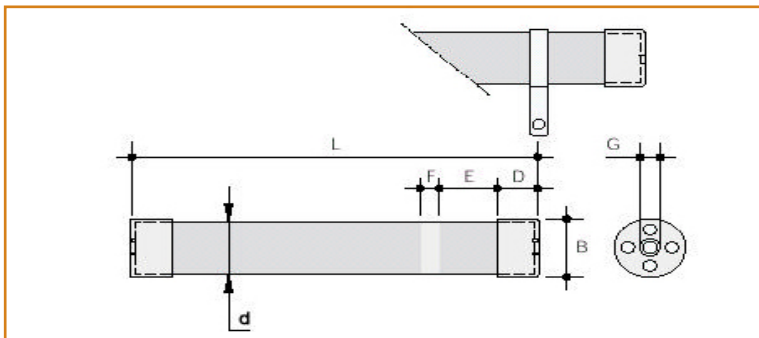
2) HD series: R1; tap type and R; tap that is "tap to tap" or "tap to wire" or "wire to wire" 3 styles are available upon request



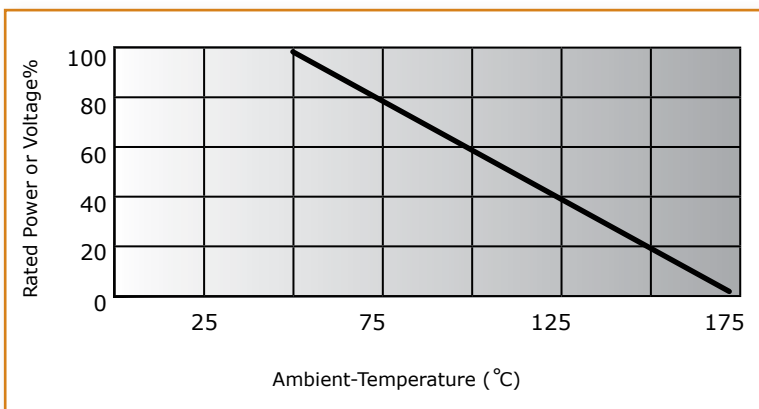
Model Nr.	Wattage	Max. Continuous Oper. Volt[kV]	Resistance [ohm] R1+R2	Voltage Ratio	Dimensions in millimeters						
					L +/-3	B +/-2	d +/-2	D +/-1	E +/-2	F +/-1	G
UD40	10	40	10M~10G	1:100~1:20000	158	16	15	12	12.7	5	M4
UD48	10	48	10M~10G	1:100~1:20000	180	10	10	12	N/A	N/A	M4
UD80	50	80	10M~10G	1:100~1:20000	308	32	32	18	40	7	M6

- 1) UD48 of R2 ; custom dimension and termination type available, R1 R2 are individual body, and able to combined by M4 tap
- 2) UD40 UD80; R1 & R2 are in one body

DIMENSIONS of UD-series [mm]



DERATING CURVE



SPECIFICATIONS

Absolute Resistance Tolerance :
1% typ.

Voltage Ratio Tolerance :
0.1% ~1.0%

Temperature Coefficient :
70ppm/°C typ. , Custom 25ppm/°C 50ppm/°C referenced to 25°C, from -25°C to +70°C, other TCR available upon requests.

Overload/Voltage :
1.5 x rated power for 5sec :
DR 0.25%(do not exceed 1.5 x V max)

Thermal Shock :
Mil-Std-202, Method-107, Cond. C, DR 0.25% max.

Load Life :
1.000 hours at rated power
DR 0.50%

Moisture Resistance :
Mil-Std-202, Method 106, DR 0.5%.

Insulation Resistance :
10,000Megohms Min.

Termination Cap of Material :
Tinned plated Cap, or Nickel Plated Cap, Bronz Cap

Encapsulation :
Epoxy Conformal Coat, Polymer Conformal coat or Glass coat

cf.: The described specifications & dimensions subject to change without notice.



#604 Hyundai I-Valley ,14-1 Dang-dong , Kunpo City, Kyunggido, Korea

voice +82-31-429-6379 fax +82-31-429-9127

resistors@3rlab.com www.3RLab.com

2007©3RLab,Inc.

designed by jonaldo, France